



**Contact us at**

[asap@sneakers4funds.com](mailto:asap@sneakers4funds.com)

(407) 930-2979



Welcome Kit



Welcome!

## THANK YOU

for choosing Sneakers4Funds as your fundraising partner, we look forward to helping you reach your goals!

Sneakers4Funds has developed a unique fundraising program that is simple to follow and proven effective to help you meet your fundraising goals. Our entire team is committed to supporting you with high levels of customer service throughout your fundraiser.

During the next couple weeks, your fundraising coach will work with you to help develop a solid engagement plan that will set you on the path to a great fundraiser. During your shoe drive, they will be your main point of contact here at Sneakers4Funds. Periodically, expect them to check in and make sure your drive is reaching maximum results. Once your fundraiser is launched your dedicated fundraising coach will check in with you weekly for an accurate bag count. This helps your fundraising coach know if you are on the path to success!

Once your athletic shoe drive is complete, or even periodically during your athletic shoe drive (if our fleet is in your area), our logistics team will schedule a pickup of the shoes you have collected. Please keep in mind that mid-drive pickups are not guaranteed and you should be prepared to store all collected shoes until the end of your drive plus 30 days.

After your shoes have been picked up, you can expect prompt payment from our accounting team. Checks are generally issued with 48 hours of your shoes arriving at our facilities, though please note this may be several days after your pick up if your shoes are picked up at the beginning of a route. Everything that we do is aimed at creating the best customer experience possible.

During your drive, please keep the following links in mind. These may be useful if you have questions or need to get in contact with our team.

- [Sneakers4Funds](#)
- [Sneakers4Funds Contact Page](#)
- [Sneakers4Funds Shoe Drive Materials](#)

Connect with us on social media and download our free Funds2Orgs app to have all of our information at your fingertips! [Facebook](#), [Twitter](#), [Instagram](#).

As you begin your fundraiser remember that the athletic shoes that you collect will not only help you raise funds for your programs here locally, but they will also help create micro-businesses for individuals in some of the most underdeveloped economies in the world. It is a true win-win fundraiser.

Thank you again for your partnership and best of luck. We are here to help!

Tom Henderson  
Sneakers4Funds Chief Fundraising Strategist

# Getting Started **sneakers4funds™**

What You Need to Start Your Athletic Shoe Drive Fundraiser

Before you begin collecting your athletic shoes, please make sure you have the following items in line. This will help you get your shoe drive started on the right foot.

## Checklist

---

- Dedicated Sneakers4Funds fundraising coach**
- Sneakers4Funds Welcome Kit**
- Initial Starter Kit** (includes 100 bags and 2500 rubber bands - see page 10)
- Drive strategy to maximize collection**
- Link to Sneakers4Funds Shoe Drive Materials**
- Storage space secured**
- Enthusiastic team ready to collect gently worn, used and new athletic shoes**
- List of potential donors and community resources**  
(include businesses, neighborhoods, and community partners)
- Confirm addresses with Sneakers4Funds Fundraising Coach**  
Location of storage space • Mailing address for Starter Kit  
Mailing address for Check and Certificate

## Optional Marketing Items

---

Social media graphics can be made specific to your organization by contacting your fundraising coach. All other Sneakers4Funds fundraising tools & templates are available for download at [sneakers4funds.com/materials](https://sneakers4funds.com/materials)

- Press Release**
- Flyer Templates**
- E-mail Campaigns**
- Door Hangers**
- Calendar Media Alert**
- Bag Count Tracker Sheet**

## Break It Down

Utilize **Peer2Peer engagement** to make your goal more manageable. For example, instead of having a few people collect, reach out to 300 people and make them responsible for collecting 1 bag of athletic shoes. Not a large group? Have your team engage their friends, family, coworkers, and neighbors. **You'll reach your goal in no time.**

## People You Know

Ask your close friends, family, neighbors, and coworkers to take on the **ONE BAG CHALLENGE**. They can go home and check their closets, then reach out to their friends, family, neighbors, coworkers, etc. for athletic shoes. When they have 25 pairs in the bag, simply return it and start another!

## Your Message

Develop an engaging, catchy message that will make people want to donate their gently worn, used and new athletic shoes to you. Don't just let people know you're collecting; let them know why. This engagement strategy is very powerful. **Example: "Did you know your athletic shoes can help cure cancer?"**, **"Did you know your shoes can keep a child off the street?"**

## Micro Enterprise Message

Remember this is a WIN/WIN fundraiser! Spread your message as well as ours for the best results. **Sneakers4Funds uses the shoes you collect to help micro-enterprises in developing nations in Haiti, Ghana, Nicaragua, Togo, Honduras, Swaziland, Guatemala, Bolivia, Tanzania, Botswana, Bolivia, Benin, Zambia, and Senegal.** In these developing nations, as well as others, sneakers and athletic shoes are the primary mode of transportation. We believe the **HAND UP** is more beneficial than the **HAND OUT**.

## Drop Off Sites/Containers

Try to find places with easy access, that people can drop off their shoes for you. **If it's easy for your donors to bring you their shoes, they're more likely to donate.** If you can, use clearly marked, water proof containers, such as a large trash receptacle, so people can easily identify where the athletic shoes go and they will be safe from rain. Engage community businesses and locations to host a drop off box for your group. Publish your drop off locations on your website and social media pages.



## Sign-Up Sheet

Create a sign-up sheet where people can make a commitment to collect a bag of shoes with 25 pairs in it for you. Make sure you include their name, phone number, and e-mail address on your sheet so you can follow up with them. **Once you have 300 people who have made that commitment you've reached your goal!**

## Marketing Materials

Use the provided Sneakers4Funds marketing materials available for download on the website to create posters and flyers to advertise your shoe drive. Use the flyers to make shoe collection boxes to put in your different locations.

## Fuel Your Shoe Drive

Consistently check up with the people who are helping you with your athletic shoe drive, to see what progress they've made. Consider sending out a weekly group email reminder or text message. It saves time and you are likely to get feedback quickly. Communication is the key and if you stay consistent, your supporters and volunteers will more than likely do their best to help!

## Clean out your own closets...

Then ask neighbors, family members, & friends to do the same.

To discuss these and other fundraising strategies, please contact your fundraising coach. They are here to help you maximize the success of your shoe drive!

## Other Ideas to Consider to Maximize YOUR Shoe Drive



### Cellphone Contacts

Look through your phone and find friends/family members that will be willing to help or even donate-send texts asking for shoes.



### Churches

Try hosting a Barefoot Sunday-church members donate the shoes they are wearing at the end of service, advertise in church bulletin, bulletin board, engage the youth group, pass out bags w/ labels, encourage the shoe drive in church members businesses, Christian Radio, engage other churches to help).



### Community Bulletin Boards

Check local businesses for local bulletin boards and community postings. Similar to online community calendars, local coffee shops, gyms, and businesses often have community announcement areas which are great resources to spread the word about your shoe drive.



### Community Calendars

Many communities have electronic bulletin boards that are free to post on. Use attachment C to create a custom listing for your drive and share with your local community calendar.



### Craigslist

Ads are free, place them in several sections and keep them current.



### Email Blasts

Use your email lists and members in your groups email lists to build a list that you can consistently send information about the progress of your fundraiser and how they can help..



### Local Businesses

Engage local businesses in your community to get involved with your shoe drive. Ask them to be a drop off location and encourage their employees to donate their gently worn, used and new shoes.



### Local Gyms

Check with local gyms to see if they can donate shoes that were left in lockers or even set up a box where people can bring in shoes to donate.



### Neighborhood HOAs

Many HOAs have message boards that they will allow you to use to promote an event, walk around neighborhoods with door hangers that have a set pick up day for picking up the shoes(they can leave them on their doorsteps or on the curb for you).



### Parties

In the invitations let them know about your shoe drive, let them know bringing shoes will help your organization. Offer raffle tickets for every pair of shoes they bring and give the lucky winner a prize at the end of the night!

## Other Ideas to Consider to Maximize YOUR Shoe Drive

continued



### Races

Engage local races in your community to encourage runners to collect shoes prior to the race. Have them bring their donated gently worn, used and new athletic shoes to the event. As an added bonus, encourage participants to leave their shoes at the finish line once they've completed the race.



### School Message Boards

If you are part of a school, use their messaging power to reach more people, talk with the PTA's, coaches, principals to see if they will help with your drive.



### Schools

Send flyers home in backpacks, give flyers to parents dropping off kids, prizes for those who collect the most (laptop, ipad, pizza party, extra credit points on a test).



### Social Media

Use the power of Social Media to reach as many people as possible by advertising on/in them (Facebook, Twitter, school announcements, Newspapers, local newsletters, blogging sites). In addition, make it as convenient as possible for them to bring their shoes to you. Have several drop off sites in your area, or offer a pickup option. Don't forget to share your shoe drive often on your page. Consistently sharing will get your shoe drive in front of different followers and spread awareness of your drive. Encourage your followers to share your shoe drive on their own pages as well.



### Teachers and Coaches

Ask them to participate by getting the kids in their classes/programs to bring in shoes.

To discuss these and other fundraising strategies, please contact your fundraising coach. They are here to help you maximize the success of your shoe drive!

# Steps to a Successful Athletic Shoe Drive with sneakers4funds™

## 01

Work with members of your organization and your fundraising coach.

### PLAN, MARKET & RECRUIT



## 02

Let everyone in your community know about your drive.


### KICK-OFF YOUR DRIVE



## 03

Make sure to band and bag your shoes & communicate your bag count to S4F.

### HALF-WAY THERE



## 04

Make sure you've collected all bags from your supporters.

### FINAL PUSH



## 05


We will arrange pick-up. Make sure your coach knows your final bag count.

### PICK-UP



## 06

You've completed your shoe drive fundraiser! Great work!



## CELEBRATE!





## WEEK ONE

Would you ever think that your old shoes could (insert message)? Well they can and here's how. Our team is participating in a fundraiser where there is nothing to buy or sell, all we need is your support and your old shoes. We are looking for community members to help support us by agreeing to collect 25 pairs of gently worn, used and new athletic shoes in the next 4 weeks. Here's how you do it: Start in your family's closets and gather and pairs of athletic shoes that you've out grown, out of style, or out of season. If you have 25 pairs, great, if not please ask your neighbors and/or co-workers to do the same. These athletic shoes will help support our program as well as individuals in developing nations like Ghana, Haiti and Bolivia. Can we count on you? Please reply YES, I'LL HELP.

PS: if you can't collect 25, then try for 15, 10, or 5. Every pair helps.

## WEEK TWO

It's hard to believe that an estimated 600 million pairs of shoes go into America's landfills. The majority of these shoes can still be worn. The athletic shoes that we collect will be kept from landfills and will help others in developing countries start micro-businesses that will create a sustainable income for their families and at the same time, raise much needed funds for our team. Can you collect 25 pairs and help? With many people doing a small thing we can achieve great results. Remember if you can't collect 25, every pair counts.

## WEEK THREE

So far we have received (amount) of bags with 25 pairs of gently worn, used and new athletic shoes. That puts us at (%) of our goal. We still need your help and time is of the essence. Don't put off this opportunity to clean your closets and to make a difference here and abroad. We will be collecting athletic shoes for the next two weeks and still need everyone's help. Please take a moment and look through your closets, ask the neighbors and friends to do the same and get those athletic shoes collected, we are counting on you.

## WEEK FOUR

We are in the home stretch. So far we have collected (number) of bags with 25 pairs of gently worn, used and new athletic shoes. That leaves us only (number) from our goal. If you haven't collected your shoes yet, please try to collect them this week and have them to us by (date) as we will be wrapping up the campaign next week. I am thankful for all of your support. Remember that every pair helps. If you can't collect 25, then all that you can will add up and help us reach our goal.

## WEEK FIVE

Gushing thanks!



## Behind YOUR Drive: How Logistics Works

Once your drive is complete our logistics team will contact you to schedule pickup of the athletic shoes you have collected. During your athletic shoe drive, if our fleet is in your area, our team may reach out for an intermittent, mid-drive pickup. Please keep in mind, mid-drive pickups are not guaranteed and you should be prepared to store all collected athletic shoes until the end of your drive plus 30 days.

Our logistics team works hard to accommodate our drive partners and their schedules. If you have any questions regarding logistics, please don't hesitate to contact our team.


**Sneakers4Funds Logistics Contact: (407) 930-2979**

## Starter Kits



### Bags

- Included: 100 bags
- Put 25 pairs of gently worn, used and new athletic shoes per bag
  - Knot the bag closed at the top



### Bands

- Included: 2500 rubber bands
- Use provided rubber bands to band athletic shoes in pairs before putting them in the bag (you can also tie the laces together too!)

## Need Additional Starter Kits?

Please contact your fundraising coach. Per the signed agreement between your organization and Sneakers4Funds, you receive a Starter Kit which includes enough materials to collect your first 100 bags. Please speak to your fundraising coach to order additional materials for your drive.

*Don't forget to keep your fundraising coach up to date on your current bag counts!*



© 2016 Sneakers4Funds

Sneakers4Funds reserves all rights of reproduction and all copyrights in designs and program creations in the Welcome Kit, created by Sneakers4Funds as well as the preliminary design and any incidental works made therefrom.

All materials, including, but not limited to any marketing materials, data or information developed or provided by Sneakers4Funds are and will remain the sole and exclusive property of Sneakers4Funds and its Affiliates. Unauthorized copying, reverse engineering, decompiling and creating derivative works are expressly forbidden. No part of the content may be otherwise or subsequently reproduced, downloaded, disseminated, published, or transferred, in any form or by any means, except with the prior written permission of and with express attribution to Sneakers4Funds. Copyright infringement is a violation of federal law subject to criminal and civil penalties.